



CHARCOAL

WALL PANEL

DEALS IN :

PVC Wall Paneling, Charcoal Wall Paneling, French Moulding
WPC Louvers, UV Marble Sheet, Adhesive, Artificial Grass & Accessories

PRODUCT
PORTFOLIO

2023



Our Infrastructure ABOUT US

JRG LAMINATES, we are the pioneer in interior decorating with a range of options for home decorations to office spaces. We are the '**CLASS A**' manufacturer of PVC Wall Panels with long

Our panels are easy to install, low maintenance, waterproof and works well in difficult conditions and terrains. PVC wall panels are completely hassle free and upgrades the look completely. This interior wall paneling trend has replaced other wall finishes such as wallpaper, tiles cladding, and paint. The **PVC Wall Panels** is the most popular wall panel. They can be used to improve the appearance of your interiors, as well as the floor and furnishings.

Today, PVC panels have become a strong pillar in the construction industry that replaces wood in exterior applications.

The three core properties of a PVC Panel includes:


- High Strength
- Light Weight
- Impact Resistant

The areas of application :



Home is not only a place to stay, but also a warm haven and a habitat for the soul. With more than 50 kinds of 3D shapes, the rich colors can perfectly match your room style. Manage our home attentively and give more inspiration and creativity to the wall, it will give you a more comfortable home atmosphere.

Finished Panel Colors



Indoor Charcoal Wall Panel Specifications

Brand : JRG Laminates PVT. LTD.

Size : 5, 6, 7, 8 & 12 inch

Certificate : CE, SGS

Length : 2800mm, 2900mm or customized

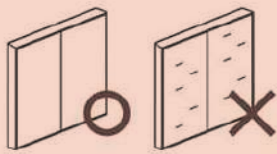
Color : White/Golden/Silver/Red/Black/Yellow

Feature : Eco-Friendly, Waterproof, Fireproof, Lightweight, Easy to install

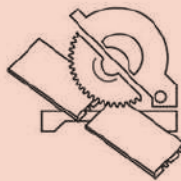
Application : Hotels, Office, Home, Commercial Buildings, Restaurants, Hospitals, Schools and other interior decorations.

Material : Polystyrene/Polyurethane/PS

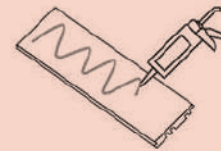
Accessories & Installation



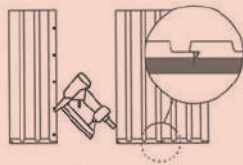
1 Prep-work with plaster board or plywood is recommended before the construction. Please remove wallpapers on the walls before the construction



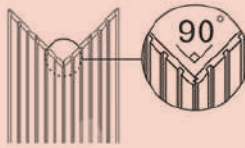
2 Circular saw can be used for cutting.



3 Apply nail free glue on the back of wall panel.



4 Wall panel can be installed in both horizontal and vertical direction. Apply air-tractor on the edge of the tongue to hide the pin-marks.




5 For corner, combine the two grooves.



6 Coordinating mouldings can be used for clean and nice finish.

Indoor Ps Wall Panel Colors





INDOOR
CHARCOAL
WALL PANEL



5 inch X 9.5 Ft






CL 5001 ———

CL 5002 ———

CL 5003 ———



CL 5004 ———



CL 5005 ———


The image features a decorative background with vertical stripes. The stripes alternate between a textured, light brown cork-like material and a solid black material. The cork stripes are wider than the black stripes. In the bottom left corner, there is a white rectangular box containing the text 'CL 5006' followed by a horizontal line.

CL 5006 ———

The image features a decorative background with vertical stripes. The stripes alternate between a dark, textured marbled pattern and a solid dark blue-grey color. The marbled pattern has a complex, organic texture with golden-brown highlights. The stripes are separated by thin, vertical gold-colored lines.

CL 5007 ———

CL 5008 ———



CL 5009 ———

The image features a decorative background with a repeating pattern of vertical stripes. The stripes alternate between a textured, light brown cork-like material and a smooth, muted blue-grey color. The stripes are separated by thin, dark vertical lines.

CL 5010 ———

CL 5011 —



CL 5012 ———

CL 5013 ———

CL 5014 —

CL 5015 ———

CL 5016 ———

CL 5017 ———



CL 5018 ———



CL 5019 ———



CL 5020 —

CL 5021 ———

CL 5022 ———



CL 5023 ———

CL 5027 ———

CL 5028 ———

CL 5030 ———



CL 5032 ———

CL 5033 ———

The image features a vertical arrangement of wooden elements against a black background. On the left and right sides, there are wide, vertical planks of light-colored wood with a visible grain. Between these planks, there are several thin, vertical strips of the same wood, creating a rhythmic pattern of varying widths. In the bottom left corner, there is a white rectangular box containing the text 'CL 5034' followed by a horizontal line.

CL 5034 —

CL 5035 —



7 inch X 9.5 Ft

CL 7001 ———



CL 7002 ———

CL 7003 ———



CL 7004 ———



CL 7005 ———




CL 7006 —


CL 7007 ———

CL 7008 ———

CL 7009 ———



CL 7010 ———



CL 7011 ———

CL 7012 ———



CL 7014 ———

CL 7015 ———



CL 7017 ———



CL 7019 ———

CL 7020 ———

CL 7021 ———

CL 7022 ———

The image features a vertical wood grain pattern in shades of brown, with natural knots and grain variations. In the bottom-left corner, there is a white rectangular box containing the text 'CL 7023' followed by a horizontal line.

CL 7023 —

CL 7024 —



CL 7025 ———

CL 7027 ———

CL 7028 —

The image features a background of vertical wood-grain panels in a light tan color, separated by thin, vertical black stripes. The wood grain is oriented vertically, showing natural patterns and textures. In the bottom-left corner, there is a white rectangular box containing the text 'CL 7029' followed by a horizontal line.

CL 7029 ———

CL 7030 ———

CL 7031 ———

CL 7032 ———

The image features a background of vertical wooden slats in a medium brown tone, set against a solid black background. The slats are evenly spaced and run from the top to the bottom of the frame. In the bottom-left corner, there is a white rectangular box containing the text 'CL 7033' followed by a horizontal line.

CL 7033 ———

CL 7034 ———

JRG LAMINATES PVT. LTD.

- Factory Outlet -

#3245/118/2A, Opp. Bharat Petrol Pump,
Near ATI Chowk, Gill Road, Ludhiana, (Punjab)

- Manufacturing -

SH11, Jakhal Road, Sunam - 148028 (Punjab)

- Corporate Office -

#1734, Sector - 21, Panchkula

info.jrglaminatespvtltd@gmail.com